




ULTRA-SNAP PANELS



PRODUCT FEATURES

- Attractive architectural profile
- Economical one-piece design
- Load bearing, structural performance capability
- Fast, easy installation, no mechanical seaming required
- Optional Shadow Rib or Pencil Beads available

Combining the aesthetic appeal of an architectural panel and the ease of installation found only in a snap-on configuration, Ultra-Snap has become the first choice of architects, contractors and building owners alike.

Ultra-Snap's rigid male/female joint profile provides installation simplicity while offering both structural performance as well as a UL90 wind uplift rating in a variety of assemblies. The one piece, snap-on design eliminates the need for mechanical seaming, resulting in measurable labor savings. The 1 3/4" high profile incorporates the use of concealed expansion clips allowing for thermal expansion and contraction while providing exceptional uplift resistance.

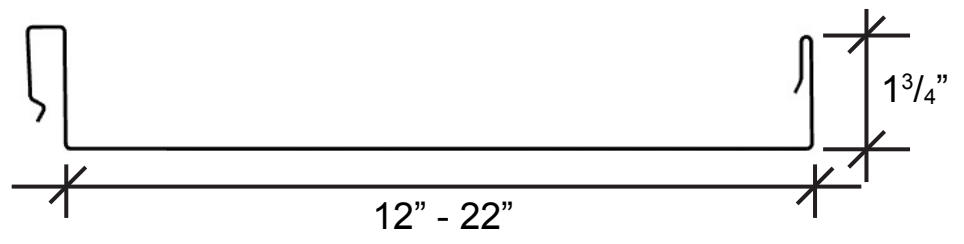
Typically recommended for applications having a 3:12 pitch or greater, Ultra-Snap may be installed either over solid substrate or open framing members. Please contact Coated Metals Group for complete test results, load tables and specifications.




ULTRA-SNAP

ASTM TESTS
ASTM E1592 Uniform Static Air Pressure tested
ASTM E283/1680 Air Infiltration tested
ASTM E331/1646 Water Infiltration tested

FLAT PAN



PENCIL RIBS



SHADOW RIBS



LOAD CHART

CMG ULTRA-SNAP PANEL			ALLOWABLE UNIFORM LIVE LOAD (psf)						
MATERIAL	GAUGE	PANEL WIDTH	SPAN						
			24"	30"	36"	42"	48"	54"	60"
STEEL GRADE D ASTM A653 (A446)	22	12"	446	286	198	145	111	87	70
	22	16"	335	215	149	109	83	65	53
	22	18"	298	191	132	97	74	58	47
STEEL GRADE D ASTM A653 (A446)	24	12"	339	217	151	110	84	66	53
	24	16"	254	163	113	83	63	50	40
	24	18"	226	145	100	73	56	44	35
ALUMINUM ALLOY 3004 H34	.040	12"	152	97	67	49	37	29	24
	.040	16"	109	70	48	35	27	21	17
ALUMINUM ALLOY 3004 H34	.032	12"	98	62	43	31	24	19	15
	.032	16"	70	45	31	23	17	13	11